




Advantage Series (AHB)

Gen 1 - Linear High Bay



OVERVIEW	
Lumen Package (lm)	18,000 - 60,000
CCT	4000K, 5000K
Wattage Range (W)	130 - 440
Efficacy Range (LPW)	125 - 140
Weight lbs (kg)	7.2 - 9 (3.3 - 4.1)

QUICK LINKS

FEATURES & SPECIFICATIONS

Construction

- High quality steel construction with paint-after-fabrication finish
- Acrylic resin lens

Optical System

- Minimum CRI of 80
- Available in 4000K and 5000K
- 90 degree beam angle wide distribution
- Frosted lens design for maximum light output

Electrical

- 0-10V dimming (10%-100%) standard
- Standard Universal Voltage (120-277 VAC) only
- L70 Calculated Life: >60K hours
- Operating Temperature -40 to +50C (-40F to +122F)

Controls

- Simple Sensor
 - Quick Control PIR 3.5mm plug-in sensor up to 40ft available. Ships separately and can be added in the field after install.
 - OMS external PIR end-mount sensor up to 40ft.
- Basic Bluetooth
 - External and PIR Bluetooth motion/ photocell sensor (OMSBTxL,IMSBTxL)
 - Switches luminaire light levels based on motion and daylight (see the controls section for more details)
 - Fixtures operate independently and can be commissioned via iOS or Android configuration app
- Airlink Blue
 - App based, wireless Bluetooth mesh lighting control system
 - Automated control of grouped fixtures based on motion sensors, daylight or a fully customizable schedule.

Installation

- Standard 3' chain mount and V hooks included
- Optional single or double pendant mount box (3/4" stem not included)
- 2 Wireguard accessories available
 - 18L/24L - 2 pack each 4" wide
 - 30L - 2 pack each 5 1/4" wide
- Shipping Quantity:
 - 18L - 30L is 2 per carton
 - 48L - 60L is 1 per carton

Warranty

- LSI luminaires carry a 5-year limited warranty. Refer to <https://www.lsicorp.com/resources/terms-conditions-warranty/> for more information.

Listings

- Listed to UL 1598 and UL 8750
- Damp location.
- DesignLights Consortium® (DLC) Premium qualified product. Not all versions of this product may be DLC Premium qualified. Please check the DLC Qualified Products List at www.designlights.org/QPL to confirm which versions are qualified.


Advantage Series (AHB)

Have questions? Call us at (800) 436-7800

Type : _____

ORDERING GUIDE

TYPICAL ORDER EXAMPLE: AHB 18L 840 EM OMS1					
Prefix	Lumen Package	Color Temperature/Rendering	EM Options	Controls	Options
AHB - Advantage Series High Bay	18L - 18,000 Lumens ⁴ 24L - 24,000 Lumens ⁴ 30L - 30,000 Lumens ⁴ 48L - 48,000 Lumens ⁵ 60L - 60,000 Lumens ⁵	840 - 4000K 80CRI 850 - 5000K 80CRI	EM - 16W Emergency Battery ²	QCR35 - Quick Control Receptacle 3.5mm (see Accessories for QMS35 motion sensor) ⁷ OMS2 - External PIR sensor up to 40ft OMSBT2L - External Bluetooth PIR motion and photo sensor up to 40ft IMSBT2L - Integral Bluetooth PIR motion and photo sensor up to 40ft ALBCS2 - Airlink Blue Wireless Motion & Photo Sensor Controller (25'-40' mounting height) For low mounting height below 20ft, substitute "2" in nomenclature with "1" For programming, please see "Sensors Sequence of Operations Charts"	C6CD - 6' black cord 16/5 dimming (no plug) installed on TOP CENTER C10CD - 10' black cord 16/5 dimming (no plug) installed on TOP CENTER X6CN - 6ft cord 16/3 non-dimming; no plug X6CD - 6ft cord 16/5 dimming; no plug X10CN - 10ft cord 16/3 non-dimming; no plug X10CD - 10ft cord 16/5 dimming; no plug X needs to be either "E" or "C" *If Direct Mount - X can only be "E" (Side Mount) If Pendant or Suspended Mount - X can either be "E" (Side Mount) or "C" (Back Mount) To add a plug to a cord, include the catalog string for the plug after the cord. Plugs can only be used on non-dimming cords 515 - 5-15 plug (3 prong 120V) L515P - 5-15P Twistlock Plug (125V) L615P - 6-15P Twistlock Plug (250V) L715P - 7-15P Twistlock Plug (277V)




Need more information?

[Click here for our glossary](#)

Have additional questions?

Call us at (800) 436-7800



ACCESSORY ORDERING INFORMATION

Part Number	Order Number	Description
783379R4	MCH10	10' Mini Hook Cable Hanger (2 per) - Up/Down adjustable and Left/Right adjustable
757494	AHB PMK1 ³	AHB Single Pendant Mount Kit
757496	AHB PMK2	AHB Double Pendant Mount Kit
757498	AHB WG-18-24	AHB Wireguard (2pk) 18L/24L
757921	AHB WG-30	AHB Wireguard (2pk) 30L
819424R2	AHB WG-48L	AHB Wireguard (2pk) 48L
819425R2	AHB WG-60L	AHB Wireguard (2pk) 60L
842373	QCMS35	Quick Control PIR Motion Sensor 3.5mm
802874	QCALBMSD35	Quick Control Airlink Blue Motion Sensor 3.5mm
792552	QCREM	Quick Control PIR Motion Sensor 3.5mm

EM OUTPUT

Lumen Package	EM Lumen Output
AHB 18L	2224
AHB 24L	2080
AHB 30L	2080
AHB 48L	2256
AHB 60L	2288

1 Standard chain mount included

2 EM Operating temperature - 0 to +50C (+32F to +122F)

3 Not available with EM option

4 Only available as a 2ft unit

5 Only available as a 4ft unit

6 Only available with 4ft units (48L-60L)

7 The fixture can only be dimmed by either the QCMS35 sensor or an external switch, not both.

PERFORMANCE

Cord Application Notes							
		Not Dimming				Dimming	
		No Emergency or Controls	Emergency	Controls ¹	Emergency and Controls	No Emergency or Controls	Emergency
Switched Circuitry Using a Wall Switch to Dim ²	Plug	Yes	No	Yes	No	No	No
	# of Cord Wires	3	4	3	4	5	6
Non-Switched Circuitry Using Controls to Dim ³	Plug	Yes	Yes	Yes	Yes	No	No
	# of Cord Wires	3	3	3	3	5	6

Delivered Lumens							
Lumen Package	Length	840 (80CRI, 4000K)			850 (80CRI, 5000K)		
		Delivered Lumens	Efficacy	Wattage	Delivered Lumens	Efficacy	Wattage
18L	2ft	17,170	133	129	17,049	133	128
24L	2ft	21,171	129	165	23,111	138	168
30L	2ft	28,390	132	215	27,364	127	215
48L	4ft	45,289	128	353	46,285	128	353
60L	4ft	56,513	128	441	57,756	128	441

Electrical Data (Amps)*					
Lumen Package	Wattage	120V	208V	240V	277V
18L	128	1.07	0.615	0.533	0.462
24L	165	1.38	0.793	0.688	0.596
30L	215	1.79	1.03	0.896	0.776
48L	353	2.94	1.70	1.47	1.28
60L	441	3.67	2.12	1.84	1.59

*Electrical data at 25C (77F). Actual wattage may differ by +/-10%.

AHB 18L

Recommended Lumen Maintenance ¹					
Ambient Temp C	Initial ²	25k hr ²	50k hr ²	75k hr ³	100k hr ³
25	100%	95%	90%	86%	81%
30	100%	95%	90%	86%	81%
35	100%	95%	90%	86%	81%
40	100%	95%	90%	86%	81%
45	100%	95%	90%	85%	80%
50	100%	94%	89%	84%	79%

AHB 24L

Recommended Lumen Maintenance ¹					
Ambient Temp C	Initial ²	25k hr ²	50k hr ²	75k hr ³	100k hr ³
25	100%	95%	90%	86%	81%
30	100%	95%	90%	86%	81%
35	100%	95%	90%	86%	81%
40	100%	95%	90%	85%	81%
45	100%	95%	89%	84%	80%
50	100%	94%	89%	84%	79%

AHB 30L

Recommended Lumen Maintenance ¹					
Ambient Temp C	Initial ²	25k hr ²	50k hr ²	75k hr ³	100k hr ³
25	100%	95%	90%	86%	81%
30	100%	95%	90%	86%	81%
35	100%	95%	90%	85%	80%
40	100%	94%	89%	84%	79%
45	100%	94%	88%	83%	78%
50	100%	94%	88%	82%	77%

1- Lumen maintenance values at 25C are calculated per TM-21 based on LM-80 data and in-situ testing.
2- In accordance with IESNA TM-21-11, Projected Values represent interpolated value based on time durations that are within six times the IESNA LM-80-08 total test duration for the device under testing.
3- In accordance with IESNA TM-21-11, Calculated Values represent time durations that exceed six times the IESNA LM-80-08 total test duration for the device under testing.

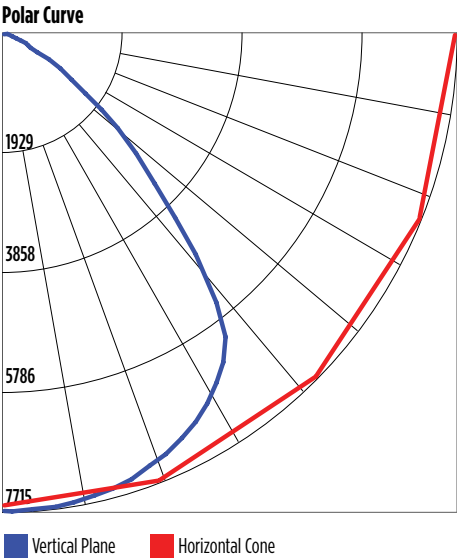
PHOTOMETRICS

Luminaire photometry has been conducted by a NVLAP accredited testing laboratory in accordance with IESNA LM-79-08. As specified by IESNA LM-79-08 the entire luminaire is tested as the source resulting in a luminaire efficiency of 100%.

See the individual product page on <https://www.lsicorp.com/> for detailed photometric data.

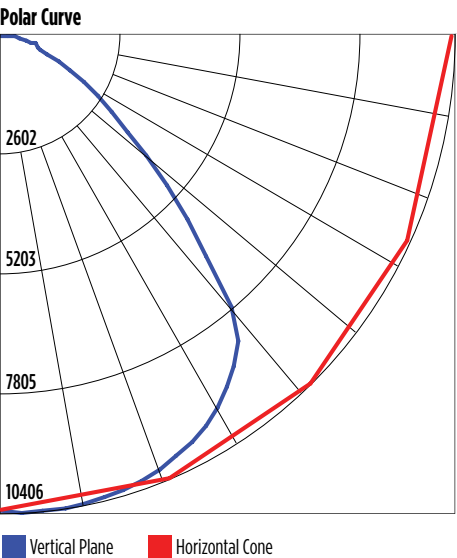
AHB-18L-850

Luminaire Data	
Wide Distribution	
Description	5,000 Kelvin, 80 CRI
Delivered Lumens	17,049
Watts	128
Efficacy	133



AHB-24L-850

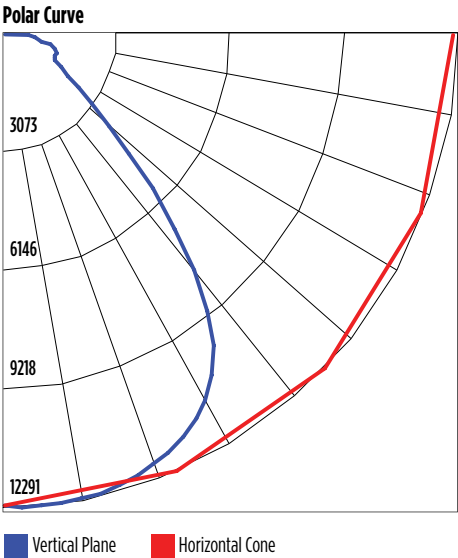
Luminaire Data	
Wide Distribution	
Description	5,000 Kelvin, 80 CRI
Delivered Lumens	23,111
Watts	168
Efficacy	138



PHOTOMETRICS CONTINUED

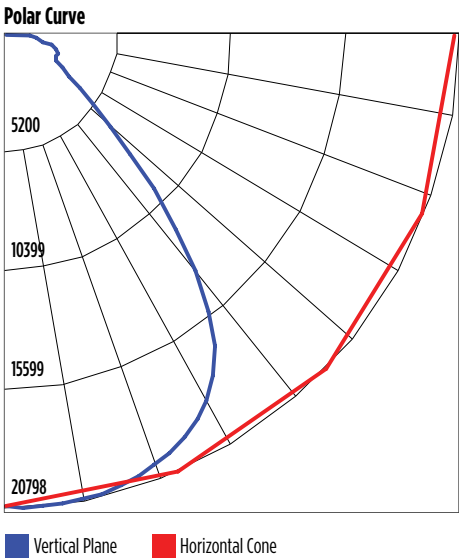
AHB-30L-850

Luminaire Data	
Wide Distribution	
Description	5,000 Kelvin, 80 CRI
Delivered Lumens	27,364
Watts	215
Efficacy	127



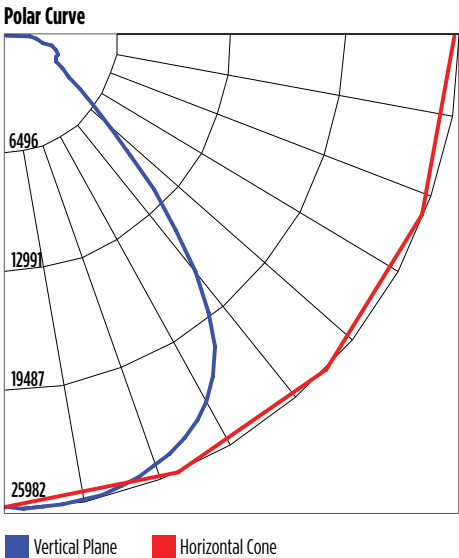
AHB-48L-850

Luminaire Data	
Wide Distribution	
Description	5,000 Kelvin, 80 CRI
Delivered Lumens	46,285
Watts	353
Efficacy	131

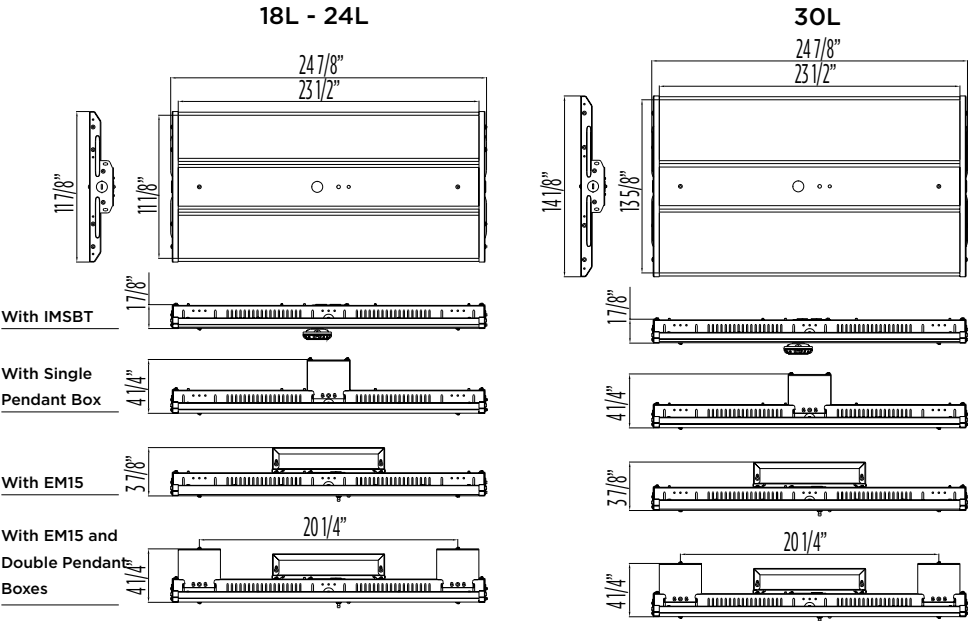


AHB-60L-850



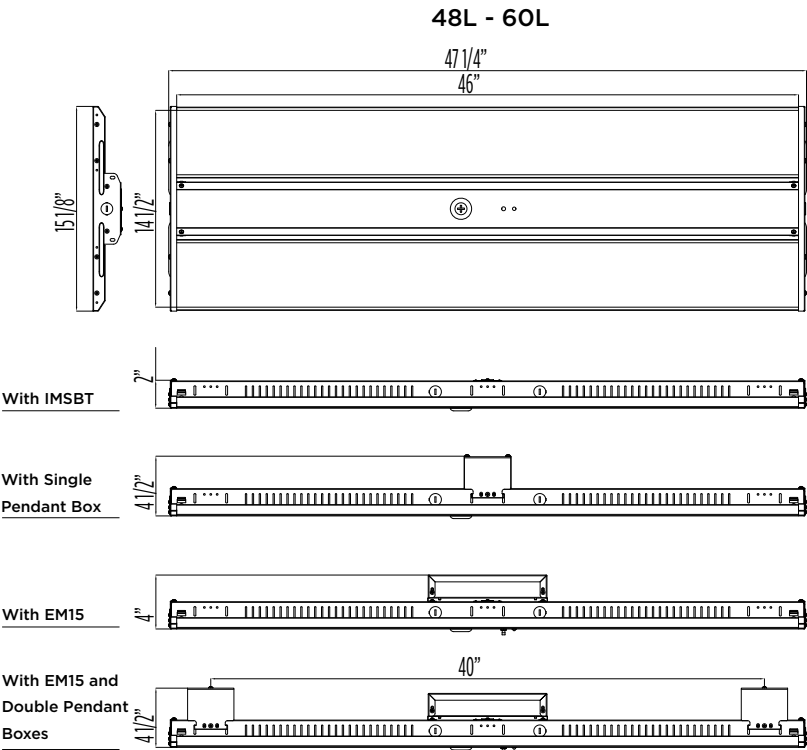
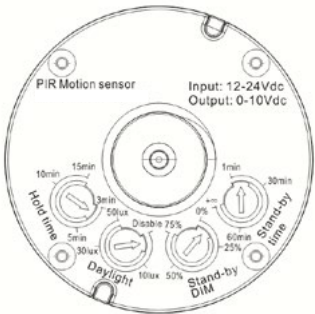
Luminaire Data	
Wide Distribution	
Description	5,000 Kelvin, 80 CRI
Delivered Lumens	57,756
Watts	441
Efficacy	131



PRODUCT DIMENSIONS



SHIPPING WEIGHTS			
Unit	Qty per Box	LBS per unit	LBS per Box
18L	2	7.3	18.6
24L	2	8.2	20.1
30L	2	9.1	22.1
48L	1	14.8	14.8
60L	1	15.5	15.5



CONTROLS

Integral Bluetooth™ Motion and Photocell Sensor (IMSBTxL)

Slim low profile sensor provides multi-level control based on motion and/or daylight. Sensor controls 0-10 VDC LED drivers and is IP66 rated for cold and wet locations (-40°F to 167°F). Two unique PIR lenses are available and used based on fixture mounting height. All control parameters are adjustable via an iOS or Android App capable of storing and transmitting sensor profiles.

[Click here to learn more details about IMSBT](#)



Leviton App



Apple



Android

AirLink Blue (ALBCSx)

Wireless Bluetooth Mesh Outdoor Lighting Control System that provides energy savings, code compliance and enhanced safety/security for parking lots and parking garages. Three key components; Bluetooth wireless radio/sensor controller, Time Keeper and an iOS App. Capable of grouping multiple fixtures and sensors as well as scheduling time-based events by zone. Radio/Sensor Controller is factory integrated into Area/ Site, Wall Mounted, Parking Garage and Canopy luminaires.

[Click here to learn more details about AirLink Blue](#)



AirLink Blue App



Apple

Sensor Sequence of Operations

Standard Programming	On Event	On Light Event	Dim Light Level	Delay to Dim	Delay to Off	Sensitivity
OMSBTxL/IMSBTxL	Motion	100%	50%	5 seconds	10 seconds	High
OMS	Motion	N/A	N/A	N/A	30 seconds	Auto

Operation	Description
On Event	Trigger that activates lights to turn on; either automatic via motion detected or manually activated via push of button.
Off Event	Trigger that activates lights to turn off; either automatic via no motion detected or manually activated via push of button.
On Light Level	The light level that the fixtures will turn on to when ON EVENT occurs.
Dim Light Level	The light level that the fixtures will dim down to when no motion is detected.
Delay to Dim	The amount of time after which no motion is detected that the fixtures will be triggered to dim down. This sequence is optional, and sensor can be programmed to only trigger the fixture to turn off by entering 100% in this field.
Delay to Off	The amount of time after which no motion is detected that the fixtures will be triggered to turn off. If delay to dim is part of the programmed functionality, this is the amount of time after which no motion is detected after the fixture have already dimmed down.
Sensitivity	The sensitivity can be set to high, medium, low, or auto where applicable. High will detect smaller, simple motions. Low will only detect larger more complex motions. Auto temperature calibration adjusts the PIR sensitivity as ambient temperature rises to increase detection of heat movement through the field of view.